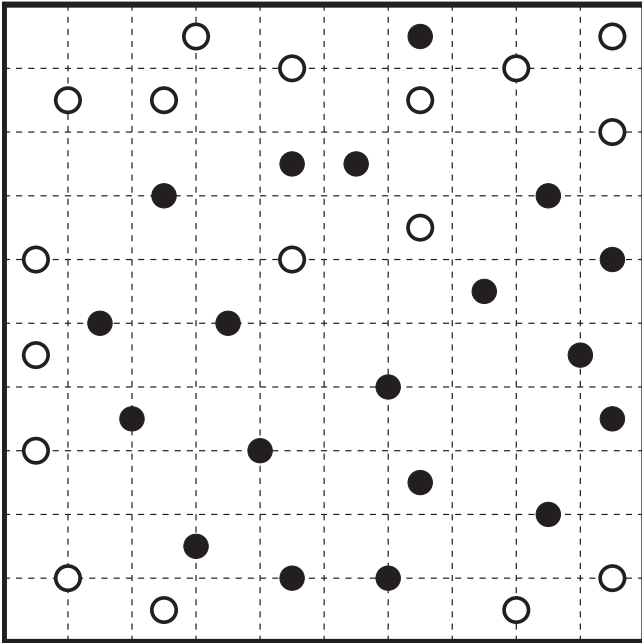



Nikoli's Tentai Show

MAY 23, 2022

#1



#2



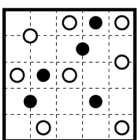

INSTRUCTIONS

A Tentai Show consists of a grid with scattered dots. The goal is to divide the entire grid into regions, each containing a single dot. Each region must have rotational symmetry—meaning that it must form the same shape when rotated 180 degrees around the dot at the center of the region. (For example, the letter “S” and rectangles have this symmetry; “E” does not.)

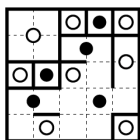
Since no region can contain two dots, one way to start is to draw a line between any squares that contain a dot or a fraction of one. These segments start to form the outlines of the regions. To fill in the rest of the outlines, you will need to mentally rotate the segment 180 degrees around each dot. For example, a top edge must be matched by a bottom edge, a left by a right. Remember that the sides of the grid are part of the outlines of the regions, too. As you start to fill in the grid, you will see that the positions of the dots force a unique arrangement of regions.

To complete the puzzle and see the final image, shade in all the regions that contain a black dot at the center.

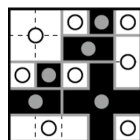
#3



Starting grid



In progress



Complete